


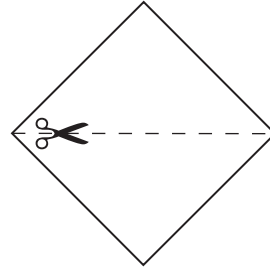
come sail away

Yields: 2 sailboats **Dotted line=cut** **Solid line=fold**

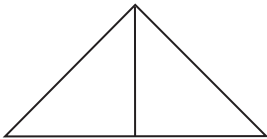
Step 1: Cut along dotted line to get a square sheet of paper



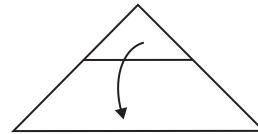
Step 2: Cut square into two triangles



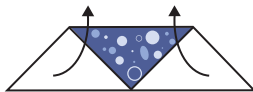
Step 3: Fold and unfold triangle in half



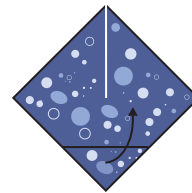
Step 4: Fold top tip of triangle down to bottom



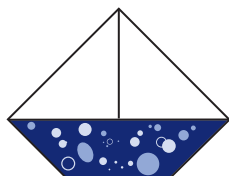
Step 5: Fold left and right bottom corners up towards center



Step 6: Fold bottom tip up




Flip over and enjoy!
Repeat with second triangle for two sail boats.



 **SAKURA**
GRAPHIC DESIGN

www.sakuragraphicdesign.com



www.sakuragraphicdesign.com

www.sakuragraphicdesign.com

